

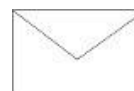
September 25, 2022 - POLITICAL ELECTIONS  
VOTING ABROAD BY POSTAL CORRESPONDENCE

How do you vote  
(Instructions to return ballot papers)

The packet includes:

- 1 electoral card, with a detachable slip;
- 2 lists of candidates (Chamber of Deputies and Senate of the Republic);
- 2 ballot papers (Chamber and Senate);
- 1 small envelope (usually white)
- 1 larger envelope, postage-paid, bearing the address of the competent diplomatic/consular office;
- this information sheet.

Electoral package




To vote you must **ONLY** use a black or blue ballpoint pen.

To cast your vote, you must put a **mark** (e.g. an "X" or a check mark) on the symbol corresponding to the list of your choice, or on **the rectangle of the ballot paper surrounding it**.

You may cast a vote of preference by writing the candidate's last name on the line next to the checked symbol.

**Your vote is personal, free and secret.**



Once you have voted, place the ballot papers in the small all-white envelope and seal the latter.



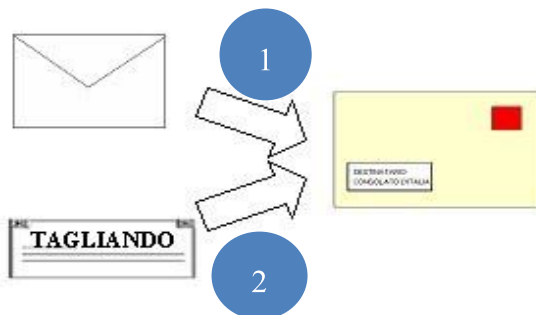
1

Place the **small envelope in the postage-paid larger envelope** (bearing the address of the competent diplomatic/consular office);

2

Place the **electoral slip** in the postage-paid envelope.

**Please note: DO NOT** put the electoral slip in the small, all white envelope that must contain only the ballot papers



Seal the postage-paid envelope and mail it to the Consular Office ensuring that it arrives there **no later than 4:00 p.m. (local time) THURSDAY, SEPTEMBER 22, 2022;**

**DO NOT ADD SENDER'S NAME**

